



Total Solution Provider in Saw Device

SA1895AM

Wireless, RF SAW Filter
Revision 0: September 2007



- Electrical Characteristics
 - Package Dimensions
 - Testing Environment
 - Frequency Characteristics
-

SAWNICS Inc.

460 Cheonheung-ri, Seonggeo-eup, Cheonan-si, Chungcheongnam-do, 330-836 / Korea.
Tel: +82 41 550 9372 / Fax: +82 41 550 9399 / www.sawnics.com

□ Electrical Characteristics

Maximum Ratings

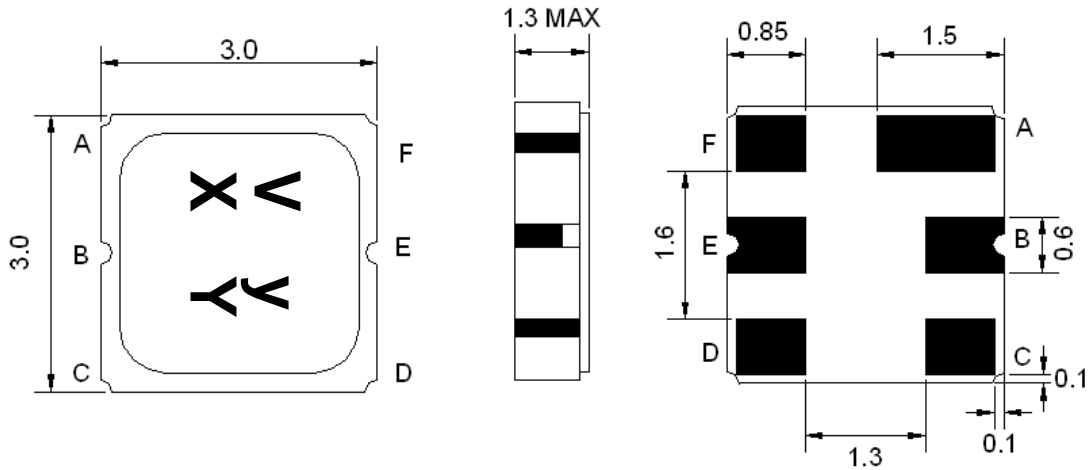
Parameters Description	Unit	Minimum	Typical	Maximum
Operating Temperature Range	°C	-30	-	+80
Storage Temperature Range	°C	-40	-	+85
Maximum DC Voltage	V	-	-	3
Maximum Input Power	dBm	-	-	10
Source Impedance (single ended) ⁽¹⁾	Ω	-	50	-
Load Impedance (single ended) ⁽¹⁾	Ω	-	50	-
Package type & size	M			
Length x Width	mm ²	-	3.0 x 3.0	-
Height	mm	-	-	1.3

Electrical Specification

Parameters Description	Unit	Minimum	Typical	Maximum
Center Frequency (Fo)	MHz	-	1895.0	-
Insertion Loss within 1892.5 ~ 1897.5 MHz	dB	-	1.4	2.5
Amplitude Ripple within 1892.5 ~ 1897.5 MHz	dB _{p-p}	-	0.1	0.5
Return Loss within 1892.5 ~ 1897.5 MHz	dB	10	15	-
Attenuation:				
1795.0 MHz	dB	30	34	-
2020.0 MHz	dB	25	30	-

Notes : (1) No Matching Network (Ref. Testing Environment Circuit as shown below).

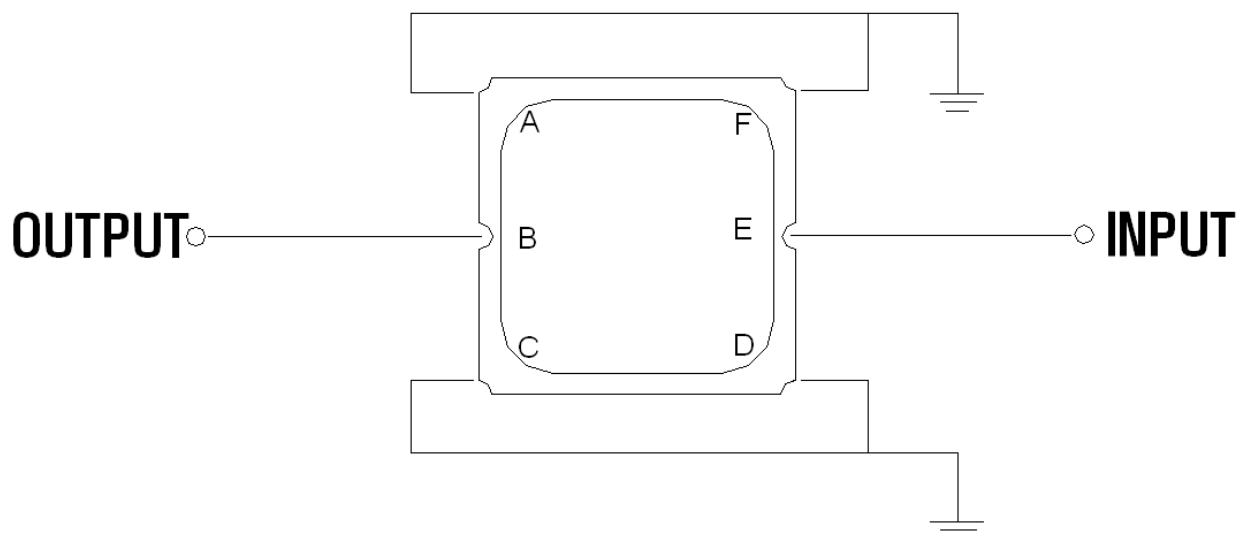
Package Dimensions



Marking Descriptions	
V	Wireless Application
y	Series Number
X	Date Code(Year)
Y	Date Code(Month)

Pin Description	
A, C, D, F	Ground
E	In
B	Out

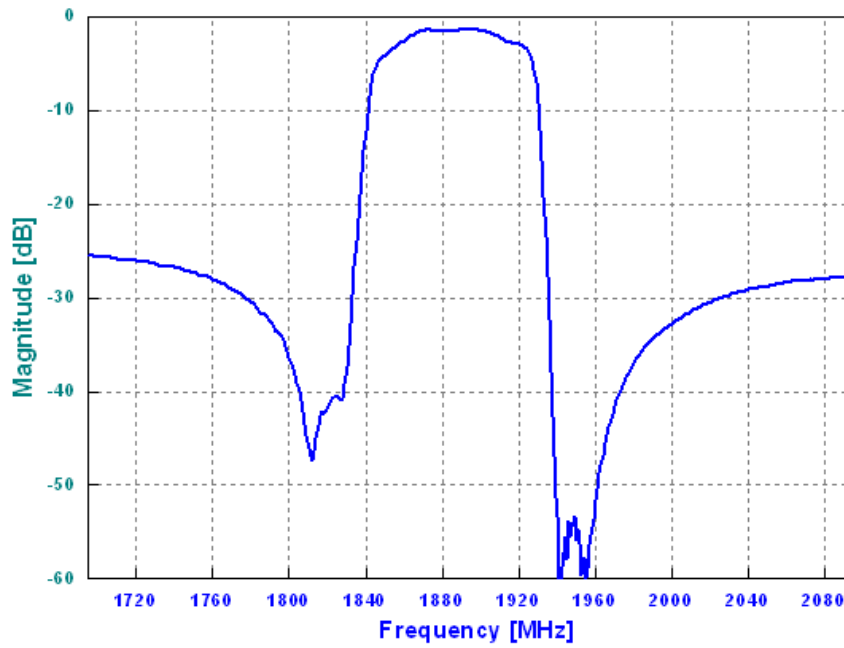
Testing Environment



Source & Load Impedance: 50 Ω

□ Frequency Characteristics

Frequency Response



Return Loss

